


Exploring protein structures



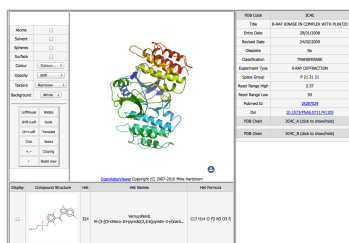
Type whole or part of the protein name into global search box and click 'Search'.

PDB Chain	Accession	Species	Residues	Equipment Type
1PFA_A	BRAP-PROTEIN-DOCKING S...	HUMAN	314	KRAY DIFFRACTION
1PFB_A	BRAP-PROTEIN-DOCKING S...	HUMAN	314	KRAY DIFFRACTION
1HQA_A	SEKINE-THREE-DOMAIN-PROTE...	HUMAN	288	KRAY DIFFRACTION
1JOP_A	AAATP1AAA FUSION PROT...	HUMAN	246	KRAY DIFFRACTION
1JOP_B	AAATP1AAA FUSION PROT...	HUMAN	246	KRAY DIFFRACTION
1JOS_A	SEKINE-THREE-DOMAIN-PROTE...	HUMAN	313	KRAY DIFFRACTION
1HQA_A	SEKINE-THREE-DOMAIN-PROTE...	HUMAN	313	KRAY DIFFRACTION
1HQA_B	SEKINE-THREE-DOMAIN-PROTE...	HUMAN	313	KRAY DIFFRACTION
1HQA_C	SEKINE-THREE-DOMAIN-PROTE...	HUMAN	313	KRAY DIFFRACTION
1HQA_D	SEKINE-THREE-DOMAIN-PROTE...	HUMAN	313	KRAY DIFFRACTION
1HQA_E	SEKINE-THREE-DOMAIN-PROTE...	HUMAN	313	KRAY DIFFRACTION
1HQA_F	SEKINE-THREE-DOMAIN-PROTE...	HUMAN	313	KRAY DIFFRACTION
1HQA_G	SEKINE-THREE-DOMAIN-PROTE...	HUMAN	313	KRAY DIFFRACTION
1HQA_H	SEKINE-THREE-DOMAIN-PROTE...	HUMAN	313	KRAY DIFFRACTION
1HQA_I	SEKINE-THREE-DOMAIN-PROTE...	HUMAN	313	KRAY DIFFRACTION
1HQA_J	SEKINE-THREE-DOMAIN-PROTE...	HUMAN	313	KRAY DIFFRACTION
1HQA_K	SEKINE-THREE-DOMAIN-PROTE...	HUMAN	313	KRAY DIFFRACTION
1HQA_L	SEKINE-THREE-DOMAIN-PROTE...	HUMAN	313	KRAY DIFFRACTION
1HQA_M	SEKINE-THREE-DOMAIN-PROTE...	HUMAN	313	KRAY DIFFRACTION
1HQA_N	SEKINE-THREE-DOMAIN-PROTE...	HUMAN	313	KRAY DIFFRACTION
1HQA_O	SEKINE-THREE-DOMAIN-PROTE...	HUMAN	313	KRAY DIFFRACTION
1HQA_P	SEKINE-THREE-DOMAIN-PROTE...	HUMAN	313	KRAY DIFFRACTION
1HQA_Q	SEKINE-THREE-DOMAIN-PROTE...	HUMAN	313	KRAY DIFFRACTION
1HQA_R	SEKINE-THREE-DOMAIN-PROTE...	HUMAN	313	KRAY DIFFRACTION
1HQA_S	SEKINE-THREE-DOMAIN-PROTE...	HUMAN	313	KRAY DIFFRACTION
1HQA_T	SEKINE-THREE-DOMAIN-PROTE...	HUMAN	313	KRAY DIFFRACTION
1HQA_U	SEKINE-THREE-DOMAIN-PROTE...	HUMAN	313	KRAY DIFFRACTION
1HQA_V	SEKINE-THREE-DOMAIN-PROTE...	HUMAN	313	KRAY DIFFRACTION
1HQA_W	SEKINE-THREE-DOMAIN-PROTE...	HUMAN	313	KRAY DIFFRACTION
1HQA_X	SEKINE-THREE-DOMAIN-PROTE...	HUMAN	313	KRAY DIFFRACTION
1HQA_Y	SEKINE-THREE-DOMAIN-PROTE...	HUMAN	313	KRAY DIFFRACTION
1HQA_Z	SEKINE-THREE-DOMAIN-PROTE...	HUMAN	313	KRAY DIFFRACTION


Select 'Structures' tab on the top of the results page. This shows the list of structures that match your search term, and indicates what data is available for them.



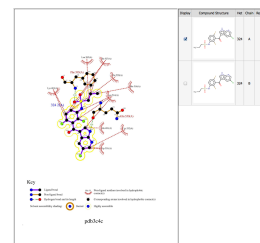
Click on the 3D Structure Inspector logo (left), Molecular Target 3D Structure Synopsis logo (centre), or Ligand Interaction Plot logo (right) next to the compound you are interested in.



This takes you to the 3D Structure Inspector page for this compound.



This takes you to the Compound Synopsis page for this compound. From here you can view data on the compound's bioactivities, its protein affinity profile, cell line sensitivities, compounds with the same scaffold.



This takes you to the Molecular Target 3D Structure Synopsis page for this compound.